

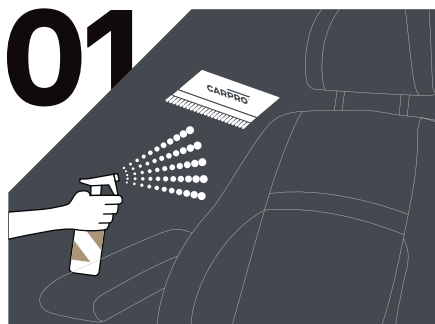


Instruction manual

PRECAUTIONS:

- Work in a ventilated area. Use skin and respiratory protection.
- Test the product on an inconspicuous area before applying.
- Keep away from children

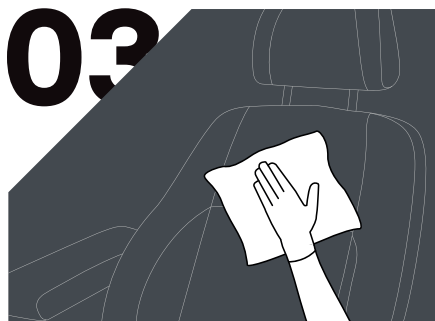
INSTRUCTIONS:



Shake well and apply **Cleanse** with a foaming sprayer to both the brush and one section of leather.



Gently agitate the cleaner in various directions using light pressure.



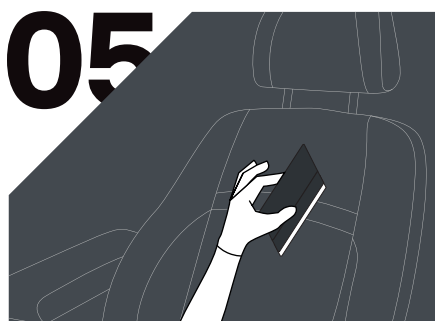
Use a **Terry Cloth** to wipe the cleaner and residue from the leather.

Repeat if necessary and periodically rinse the leather brush with water.

Move to the next section and repeat steps **1 to 3**.



After the leather has been cleaned and the surface is dry, shake and apply a pea-sized drop of **Lotion** to the applicator and spread on a **40 x 40cm section**.



Gently massage the conditioner into the leather until the surface is covered evenly.



Use a **Terry Cloth** to wipe away excess conditioner.

Move to the next section and repeat steps **1 to 3**.